1S1: Academic Attainment Reading Table (2016)

1S1 Numerator	7
1S1 Denominator	20

1S1 Numerator: Number of CTE concentrators who met the proficiency or advanced level on the Statewide high school reading assessment and whose scores were included in the State's computation of AYP and who, in the reporting year, left secondary education.

1S1 Denominator: Number of CTE concentrators who took the Statewide high school reading assessment and whose scores were included in the State's computation of AYP and who, in the reporting year, left secondary education.

1S1: Academic Attainment Reading Graph (2016)

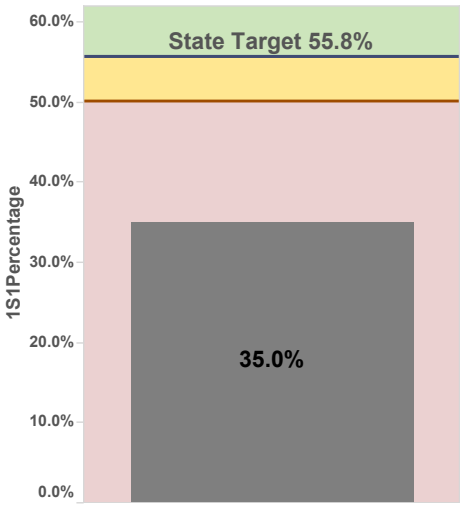

Learning that works for Michigan CTE

Blue Bar = CPI Above State Target

Orange Bar = CPI above 90% threshold of State Target

Dark Gray Bar = CPI below 90% threshold of State Target

State Target and 90% threshold indicated by Purple and Brown lines.

NOTE ** If Numerator or Denominator is <6 then no data will be displayed. This is in order to comply with FERPA regulations.

Region
- [x] 09

CEPD
- [x] 21

Federal Cluster Name
- [x] Law, Public Safety & Security

CIP CODE
- [ ] 01.0000
- [ ] 10.0301
- [ ] 11.0901
- [ ] 12.0400
- [ ] 12.0500
- [ ] 12.9999
- [ ] 15.1301
- [ ] 15.1306
- [x] 43.0100
- [ ] 46.0000
- [ ] 47.0101
- [ ] 47.0603
- [ ] 47.0604
- [ ] 48.0501
- [ ] 48.0508
- [ ] 51.0000
- [ ] 52.0800

PSN
- [x] 18547

1S2: Academic Attainment Mathematics Table (2016)

1S2 Numerator: Number of CTE concentrators who met the proficiency or advanced level on the Statewide high school mathematics assessment and whose scores were included in the State's computation of AYP and who, in the reporting year, left secondary education.

1S2 Denominator: Number of CTE concentrators who took the Statewide high school mathematics assessment and whose scores were included in the State's computation of AYP and who, in the reporting year, left secondary education.

1S2: Academic Attainment Mathematics Graph (2016)

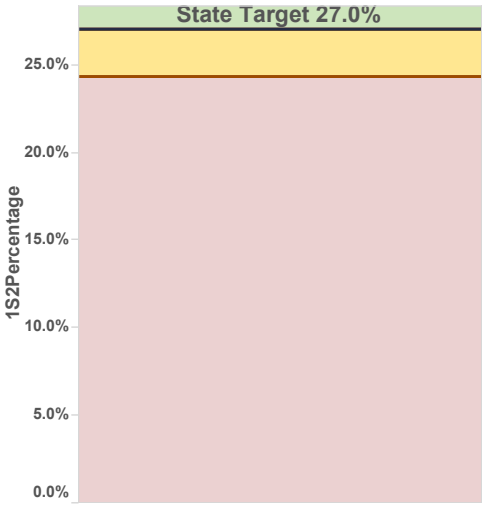

Blue Bar = CPI Above State Target

Orange Bar = CPI above 90% threshold of State Target

Dark Gray Bar = CPI below 90% threshold of State Target

State Target and 90% threshold indicated by Purple and Brown lines.

NOTE ** If Numerator or Denominator is <6 then no data will be displayed. This is in order to comply with FERPA regulations.

Region
- [x] 09

CEPD
- [x] 21

Federal Cluster Name
- [x] Law, Public Safety & Security

CIP CODE
- [ ] 01.0000
- [ ] 10.0301
- [ ] 11.0901
- [ ] 12.0400
- [ ] 12.0500
- [ ] 12.9999
- [ ] 15.1301
- [ ] 15.1306
- [x] 43.0100
- [ ] 46.0000
- [ ] 47.0101
- [ ] 47.0603
- [ ] 47.0604
- [ ] 48.0501
- [ ] 48.0508
- [ ] 51.0000
- [ ] 52.0800

PSN
- [x] 18547

2S1: Technical Skill Attainment Table (2016)

2S1 Numerator	26
2S1 Denominator	38

2S1 Numerator: Number of CTE concentrators who passed technical skill assessments that are aligned with industry-recognized standards, if available and appropriate during the reporting year.

2S1 Denominator: Number of CTE concentrators who took assessments during the reporting year.

NOTE TSAs (2016) only available in Michigan for:**
a) Automotive
b) Architecture and Construction
c) Business, Management & Administration (BMA)
d) Finance
e) Health Science
f) Education and Training
g) Marketing
h) Manufacturing
i) Law, Public Safety & Security
j) Transportation, Distribution & Logistics

2S1: Technical Skill Attainment Graph (2016)

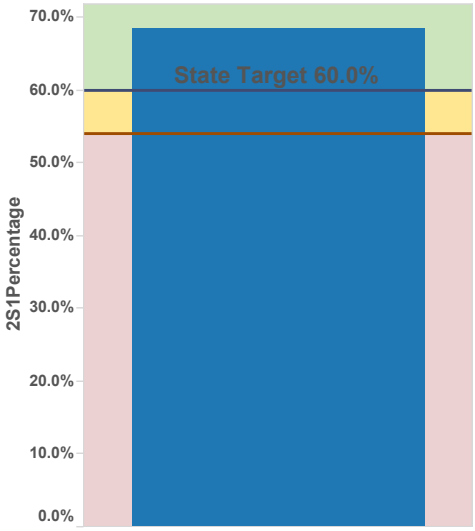

Learning that works for Michigan CTE

Blue Bar = CPI Above State Target

Orange Bar = CPI above 90% threshold of State Target

Dark Gray Bar = CPI below 90% threshold of State Target

State Target and 90% threshold indicated by Purple and Brown lines.

NOTE ** If Numerator or Denominator is <6 then no data will be displayed. This is in order to comply with FERPA regulations.

Region
- [x] 09

CEPD
- [x] 21

Federal Cluster Name
- [x] Law, Public Safety & Security

CIP CODE
- [ ] 01.0000
- [ ] 10.0301
- [ ] 11.0901
- [ ] 12.0400
- [ ] 12.0500
- [ ] 12.9999
- [ ] 15.1301
- [ ] 15.1306
- [x] 43.0100
- [ ] 46.0000
- [ ] 47.0101
- [ ] 47.0603
- [ ] 47.0604
- [ ] 48.0501
- [ ] 48.0508
- [ ] 51.0000
- [ ] 52.0800

PSN
- [x] 18547

3S1: School Completion Table (2016)

3S1 Numerator	25
3S1 Denominator	26

3S1 Numerator: Number of CTE concentrators who earned a regular school diploma, earned a General Education Development (GED) credential or earned a State-recognized equivalent, during the reporting year.

3S1 Denominator: Number of CTE concentrators who, in the reporting year, were included in the State's computation of its five-year graduation rate.

3S1: School Completion Graph (2016)

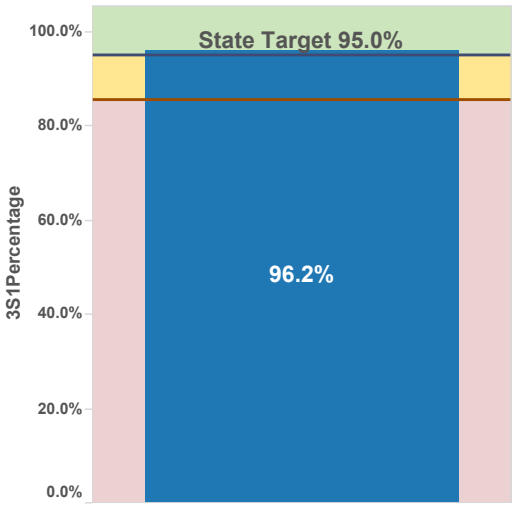

Learning that works for Michigan CTE

Blue Bar = CPI Above State Target

Orange Bar = CPI above 90% threshold of State Target

Dark Gray Bar = CPI below 90% threshold of State Target

State Target and 90% threshold indicated by Purple and Brown lines.

NOTE ** If Numerator or Denominator is <6 then no data will be displayed. This is in order to comply with FERPA regulations.

Region
- [x] 09

CEPD
- [x] 21

Federal Cluster Name
- [x] Law, Public Safety & Security

CIP CODE
- [ ] 01.0000
- [ ] 10.0301
- [ ] 11.0901
- [ ] 12.0400
- [ ] 12.0500
- [ ] 12.9999
- [ ] 15.1301
- [ ] 15.1306
- [x] 43.0100
- [ ] 46.0000
- [ ] 47.0101
- [ ] 47.0603
- [ ] 47.0604
- [ ] 48.0501
- [ ] 48.0508
- [ ] 51.0000
- [ ] 52.0800

PSN
- [x] 18547

4S1: School Graduation Table (2016)

4S1 Numerator	20
4S1 Denominator	24

4S1 Numerator: Number of CTE concentrators who, in the reporting year, were included as graduated in the State's computation of its graduation rate as described in Section 1111(b)(2)(C)(vi) of the ESEA.

4S1 Denominator: Number of CTE concentrators who, in the reporting year, were included in the State's computation of its graduation rate as defined in the State's Consolidated Accountability Plan pursuant to Section 1111(b)(2)(C)(vi) of the ESEA.

4S1: School Graduation Graph (2016)

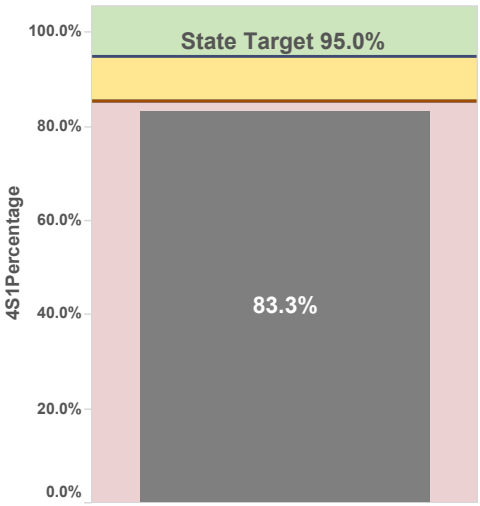

Learning that works for Michigan CTE

Blue Bar = CPI Above State Target

Orange Bar = CPI above 90% threshold of State Target

Dark Gray Bar = CPI below 90% threshold of State Target

State Target and 90% threshold indicated by Purple and Brown lines.

NOTE ** If Numerator or Denominator is <6 then no data will be displayed. This is in order to comply with FERPA regulations.

Region
- [x] 09

CEPD
- [x] 21

Federal Cluster Name
- [x] Law, Public Safety & Security

CIP CODE
- [ ] 01.0000
- [ ] 10.0301
- [ ] 11.0901
- [ ] 12.0400
- [ ] 12.0500
- [ ] 12.9999
- [ ] 15.1301
- [ ] 15.1306
- [x] 43.0100
- [ ] 46.0000
- [ ] 47.0101
- [ ] 47.0603
- [ ] 47.0604
- [ ] 48.0501
- [ ] 48.0508
- [ ] 51.0000
- [ ] 52.0800

PSN
- [x] 18547

5S1: Placement Table (2016)

5S1 Numerator	25
5S1 Denominator	30

5S1 Numerator: Number of 11th and 12th grade CTE completers who left secondary education and were placed in postsecondary education or advanced training, in the military service, or employment in the third quarter following the program year in which they left secondary education.

5S1 Denominator: The number of 11th and 12th grade CTE completers who left secondary education during the reporting year.

5S1: Placement Graph (2016)

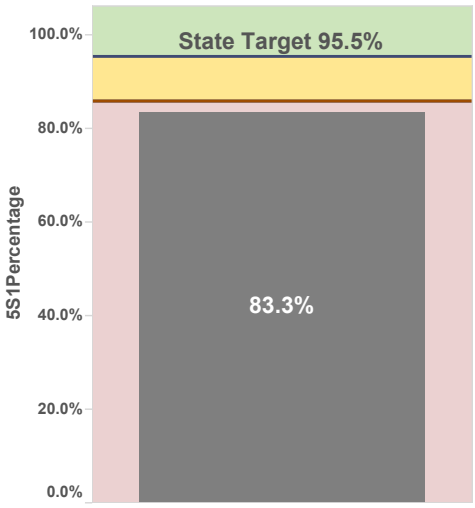

Learning that works for Michigan CTE

Blue Bar = CPI Above State Target

Orange Bar = CPI above 90% threshold of State Target

Dark Gray Bar = CPI below 90% threshold of State Target

State Target and 90% threshold indicated by Purple and Brown lines.

NOTE ** If Numerator or Denominator is <6 then no data will be displayed. This is in order to comply with FERPA regulations.

Region
- [ ] 01
- [ ] 02
- [ ] 03
- [ ] 04
- [ ] 05
- [ ] 06
- [ ] 07
- [ ] 08
- [x] 09
- [ ] 10
- [ ] 11
- [ ] 12
- [ ] 13
- [ ] 14
- [ ] 15
- [ ] 16
- [ ] 17
- [ ] 18
- [ ] 19
- [ ] 20
- [ ] 21
- [ ] 22

CEPD
- [x] 01
- [x] 02
- [x] 03
- [x] 04
- [x] 05
- [x] 06
- [x] 07
- [x] 08
- [x] 09
- [x] 10
- [x] 11
- [x] 12
- [x] 13
- [x] 14
- [x] 15
- [x] 16
- [x] 17
- [x] 18
- [x] 19
- [x] 20
- [x] 21
- [x] 22

Federal Cluster Name
- [x] Agriculture, Food & Natural Resources
- [x] Architecture & Construction
- [x] Arts, A/V Technology & Communication
- [x] Business, Management & Administration
- [x] Education & Training
- [x] Finance
- [x] Government & Public Administration
- [x] Health Science
- [x] Hospitality & Tourism
- [x] Human Services
- [x] Information Technology
- [x] Law, Public Safety & Security
- [x] Manufacturing
- [x] Marketing, Sales and Service
- [x] Science, Technology, Engineering, & Mathematics
- [x] Transportation, Distribution & Logistics

CIP CODE
- [ ] 01.0000
- [ ] 01.0601
- [ ] 01.0903
- [ ] 03.0000
- [ ] 10.0202
- [ ] 10.0301
- [ ] 11.0201
- [ ] 11.0801
- [ ] 11.0901
- [ ] 11.1001
- [ ] 12.0400
- [ ] 12.0500
- [ ] 12.9999
- [ ] 13.0000
- [ ] 14.4201
- [ ] 15.0000
- [ ] 15.1301
- [ ] 15.1306
- [ ] 19.0605
- [ ] 19.0700
- [ ] 19.0906
- [ ] 26.0102

PSN
- [ ] 9
- [ ] 15
- [ ] 19
- [ ] 20
- [ ] 29
- [ ] 30
- [ ] 33
- [ ] 34
- [ ] 35
- [ ] 37
- [ ] 45
- [ ] 49
- [ ] 61
- [ ] 83
- [ ] 84
- [ ] 85
- [ ] 87
- [ ] 95
- [ ] 100
- [ ] 101
- [ ] 132
- [ ] 142

6S1: Non Traditional Participation Table (2016)

6S1 Numerator	20
6S1 Denominator	51

6S1 Numerator: Number of CTE participants from underrepresented gender groups who participated in a program that leads to employment in nontraditional fields.

6S1 Denominator: Number of CTE participants who participated in a program that leads to employment in nontraditional fields.

6S1: Non Traditional Participation Graph (2016)

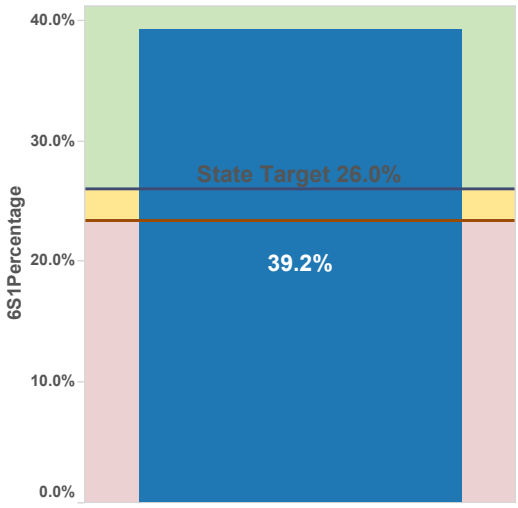

Learning that works for Michigan CTE

Blue Bar = CPI Above State Target

Orange Bar = CPI above 90% threshold of State Target

Dark Gray Bar = CPI below 90% threshold of State Target

State Target and 90% threshold indicated by Purple and Brown lines.

NOTE ** If Numerator or Denominator is <6 then no data will be displayed. This is in order to comply with FERPA regulations.

Region
- [x] 09

CEPD
- [x] 21

Federal Cluster Name
- [x] Law, Public Safety & Security

CIP CODE
- [ ] 01.0000
- [ ] 10.0301
- [ ] 11.0901
- [ ] 12.0400
- [ ] 12.0500
- [ ] 12.9999
- [ ] 15.1301
- [ ] 15.1306
- [x] 43.0100
- [ ] 46.0000
- [ ] 47.0101
- [ ] 47.0603
- [ ] 47.0604
- [ ] 48.0501
- [ ] 48.0508
- [ ] 51.0000
- [ ] 52.0800

PSN
- [x] 18547

6S2: Non Traditional Completion Table (2016)

6S2 Numerator	8
6S2 Denominator	10

6S2 Numerator: Number of CTE participants from underrepresented gender groups, who completed a program that leads to employment in nontraditional fields prior to leaving secondary education and who left school in the reporting year.

6S2 Denominator: Number of CTE participants from underrepresented gender groups, who had participated in a program that leads to employment in nontraditional fields and who left school in the reporting year.

6S2: Non Traditional Completion Graph (2016)

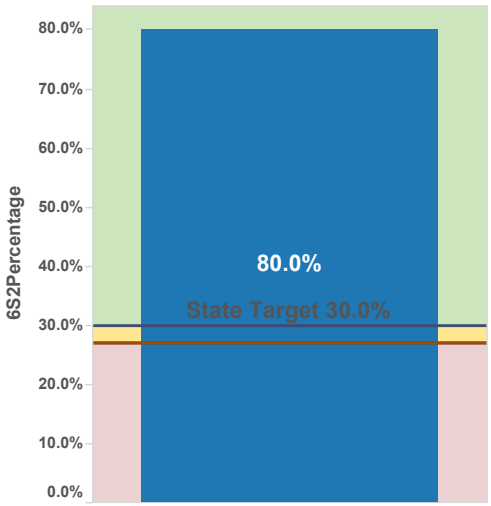

Learning that works for Michigan CTE

Blue Bar = CPI Above State Target

Orange Bar = CPI above 90% threshold of State Target

Dark Gray Bar = CPI below 90% threshold of State Target

State Target and 90% threshold indicated by Purple and Brown lines.

NOTE ** If Numerator or Denominator is <6 then no data will be displayed. This is in order to comply with FERPA regulations.

Region
- [x] 09

CEPD
- [x] 21

Federal Cluster Name
- [x] Law, Public Safety & Security

CIP CODE
- [ ] 01.0000
- [ ] 10.0301
- [ ] 11.0901
- [ ] 12.0400
- [ ] 12.0500
- [ ] 12.9999
- [ ] 15.1301
- [ ] 15.1306
- [x] 43.0100
- [ ] 46.0000
- [ ] 47.0101
- [ ] 47.0603
- [ ] 47.0604
- [ ] 48.0501
- [ ] 48.0508
- [ ] 51.0000
- [ ] 52.0800

PSN
- [x] 18547